

陶土初體驗 (Clay Exploration)

• Name: _____ | Number: _____

Task 1: Match the Words (連連看) 請將單字與對應的感覺或物品連起來：

• Soft ● ● (濕濕的水滴圖案)

• Wet ● ● (軟軟的黏土圖案)

• Clay ● ● (陶土材料圖案)

Task 2: Fill in the Blanks (填空練習) 請看著老師展示的陶器，完成句子：

• I see a _____ (pot / cup / bowl).

• It is _____ (round / flat / tall).


Task 3: Little Designer (小小設計師) 這學期你最想做出什麼樣的陶藝品？
請在下方畫出來：



香菇尋寶紀錄 (Describe My Mushroom)

- Name: _____ | Number: _____

Task 1: Draw Your Mushroom (畫出你的香菇) 請把你剛才在「尋寶遊戲」中找到的那張香菇卡片畫下來：



Task 2: Sentence Building (寫作練習) 請用英文描述你的香菇 (包含顏色與形狀)：


- This is my mushroom.
- It is _____ (顏色: pink/brown/white...) and _____ (形狀: round/tall/flat...).



我的農場日誌 (Farm Journal Writing)

- Name: _____ | Number: _____

Task 1: Farm Animals (農場動物) 今天你在農場看到了什麼動物？請畫出來：



Task 2: My Farm Journal (我的農場日誌) 請完成今天的農場工作日記 (請填入顏色、動物與動作)：

- Today, I am a farmer.
- I see a _____ (yellow / brown / white) _____ (duck / cow / chicken).
- I _____ (feed / wash) the _____ (ducks / cows / chickens).
- It is fun!

單元五：魚池英語大集合 (Final Project & Review)

學習單 8：我的英語旅程反思 (My English Journey)

Name (姓名)：_____ | Number (座號)：_____ | Date (日期)：_____

Self-Reflection (自我反思)

1. I am good at _____ (Vocab / Speaking / Writing).
2. The hardest part was _____ (Grammar / Reading).
3. My favorite activity was _____ (Tea Market / Orchid Planting).

寫作練習：New Goal (下一個目標)

Next semester, I want to _____.

Teacher's Feedback (老師的話)：_____


【Green Fingers】茶園與蘭花觀察紀錄

對應單元：魚池茶園參觀與照顧蘭花

- Name (姓名)：_____ | Number (座號)：_____ | Date (日期)：_____

Task 1: Check it out! (植物照顧大會考) 想要種出漂亮的蘭花或茶樹，我們需要什麼？請勾選 (✓) 正確的選項： Sun (陽光) Cola (可樂) Water (水) Air (空氣)

Task 2: Art Zone (植物繪圖區) 請回想我們參觀茶園或照顧蘭花的過程，畫下你印象最深刻的植物：



Task 3: My Feelings (我的心得) 請用英文寫下你參與這些活動的感受 (可參考提示)：

- "I like the _____ (tea farm / orchid). "
- "It is _____ (beautiful / fun / interesting)!"

【Mushroom Fun】我的香菇觀察日記

對應單元：香菇的成長與用途

- Name (姓名)：_____ | Number (座號)：_____ | Date (日期)：_____

Task 1: Word Match (單字連連看) 請將英文單字與對應的中文意思連起來：

1. Grow ● ● 採收
2. Pick ● ● 生長 / 長大

Task 2: My Mushroom Diary (香菇日記) 請畫出你觀察到的香菇，並完成下方的英文日記 (填入 grow 或 pick)：(請在方框內畫出香菇的樣子)

- Today is _____ (填入星期).
- I go to the mushroom farm in Yuchi. (我來到魚池的香菇農場。)
- I see the mushrooms _____ up. (我看見香菇長大了。)
- I am happy to _____ a big mushroom! (我很開心能採收一朵大香菇!)


陶藝工具與設計初稿 (My Design Proposal)

- Name: _____ | Number: _____

Task 1: Tools Matching (工具配對) 我們需要什麼工具? 請將工具連到正確的功能:

- Wheel (手拉坯機) ● ● make it flat (讓它變平)
- Rolling pin (擀麵棍) ● ● draw (畫圖案/雕刻)
- Carving tool (雕刻刀) ● ● make it round (讓它變圓)

Task 2: My Design (我的設計草圖) 請畫出你理想中的陶器:



Task 3: Describe Your Pot (描述你的作品) 請根據你的畫作, 完成句子:

- My pot is _____ (Round / Flat / Tall / Square).
- I use a _____ (wheel / rolling pin / carving tool).

單元三：魚池自然小旅人 (Nature and Me)

學習單 5：我的農場日誌 (A Day on the Farm Journal)

Name (姓名)：_____ | Number (座號)：_____ | Date (日期)：

Task 1: Animal Match (動物與動作)

Animal (動物)	Action (動作)
Cow / Duck / Chicken	Feed / Wash / Drive (tractor)

Task 2: Journal Writing (日誌寫作)

1. Today, I am a farmer.

I see a _____ (Color) _____ (Animal).

I _____ (Action) the _____.

It is _____ (fun / tiring / exciting)!

2. Today, I am a _____.

I see a _____ (Color) _____ (Animal).

I _____ (Action) the _____.

It is _____ (fun / tiring / exciting)!

單元二：魚池蘭花大賞 (Orchids in Bloom)

學習單 3：蘭花觀察記錄單 (My Orchid Observation)

Name (姓名)：_____ | Number (座號)：_____ | Date (日期)：

Task 1: Observation Log (觀察紀錄)

Date: _____	Weather: _____
-------------	----------------

Task 2: Orchid Sketch (蘭花素描)

請畫出你觀察的蘭花，並用英文標註：Petal (花瓣), Leaf (葉子), Stem (莖), Root (根)。



Task 3: Description (英文特徵描述)

- The petals are _____ (Color).
- It has _____ (Number) petals.
- The shape is _____ (Round / Star-shaped).

學習單 4：蘭花照顧守則 (How to Care for Orchids)

Task: Sequencing (流程排序)

請根據課堂所學，將蘭花照顧的正確步驟填入括號中 (填寫 A, B, C)：

- () **First**, put the orchid in the sun. (曬太陽)
- () **Then**, water the orchid. (澆水)
- () **Finally**, spray the leaves with water. (對葉子噴霧)

單元四：書海遊魚池 (Reading Adventure)

學習單 6：小小書評家報告單 (Book Report Scaffolding)

Name (姓名): _____ | Number (座號): _____ | Date (日期): _____

Book Information (書籍資訊)

- Title (書名): _____
- Author (作者): _____
- Main Character (主角): _____
- Setting (故事背景): _____

My Rating (評分):

★ ★ ★ ★ ★

Why? (推薦理由):

Because it is _____ (exciting / touching / funny / scary).

學習單 7：書籍預告片分鏡圖 (Book Trailer Storyboard)

Slide 1: Title [畫面]	Slide 2: Meet Character [畫面]
Slide 3: The Problem [畫面]	Slide 4: The Hook [畫面]

單元一：紅茶時間不打烊 (Tea Time Continues)

學習單 1：World Tea Culture Poster Planning

Name (姓名)：_____ | Number (座號)：_____ | Date (日期)：_____

Task 1: Word Bank (字彙庫)

- **UK:** Afternoon tea (Tea with cake and milk)
- **India:** Chai (Tea with spices and milk)
- **Morocco:** Mint tea (Tea with fresh mint and sugar)
- **Japan:** Tea ceremony (Green tea and quiet)

Task 2: Poster Content (海報內容規劃)

1. Target Country (目標國家): _____
2. Tea Name (茶名): _____
3. Key Features (特色描述):
 - It is _____ (Color/Taste).
 - They drink it with _____ (Milk/Sugar/Mint/Spices).

學習單 2：魚池茶市集任務卡 (Tea Market Task Card)

(提示：本卡片供市集模擬活動使用，請顧客確實記錄點餐內容)

Customer Name (顧客姓名)	
Shop Name (店名)	
Drink Item (品項)	
Sugar Level (甜度)	<input type="checkbox"/> No sugar <input type="checkbox"/> Half sugar <input type="checkbox"/> Full sugar
Ice Level (冰量)	<input type="checkbox"/> No ice <input type="checkbox"/> Less ice <input type="checkbox"/> Regular ice
Size (大小)	<input type="checkbox"/> Small <input type="checkbox"/> Medium <input type="checkbox"/> Large